

How to Use Stock Images in Your Email

Guide on how you can locate and insert stock images into any email with C9 Campaign...

Background

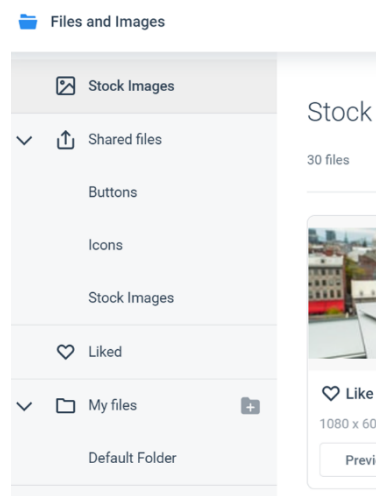
C9 Campaign now has stock photography integration with Unsplash.com making it easier than ever to find beautiful, curated images to insert into your email designs. Using the right stock image in your email can create an emotional response to your product or service and, hopefully, convince people to click through. Sure, a picture may be worth 1,000 words – but only if it's the right picture!

Benefits

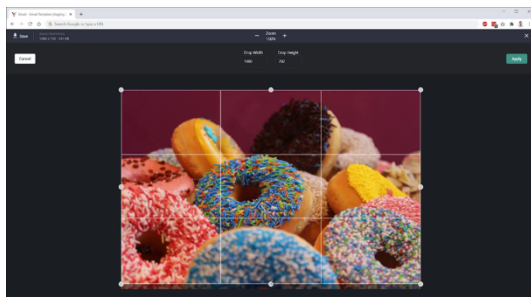
- Choose from over two million high-quality stock images to perfectly complement your email campaigns.
- Save time by using the search bar provided to filter your image search by theme.
- Using the integrated image editor, you resize or crop stock photos to your liking.
- You can download any stock image directly and store it on file for future use.

How to Guide

- 1) Open your email for editing and follow the usual steps to insert an image, or image component, into your email design.
- 2) Once you have the Files & Images manager open, select the Stock Images folder, as shown.
- 3) Browse the integrated stock photo library or use the search function provided to locate your image of choice.
- 4) Once located, you can use the buttons provided to Preview or Insert the image. You can also click : to copy the image URL or edit it (which offers the ability to resize and / or crop the image in order to better-suit your design).



Editing Unsplash images in C9 Campaign

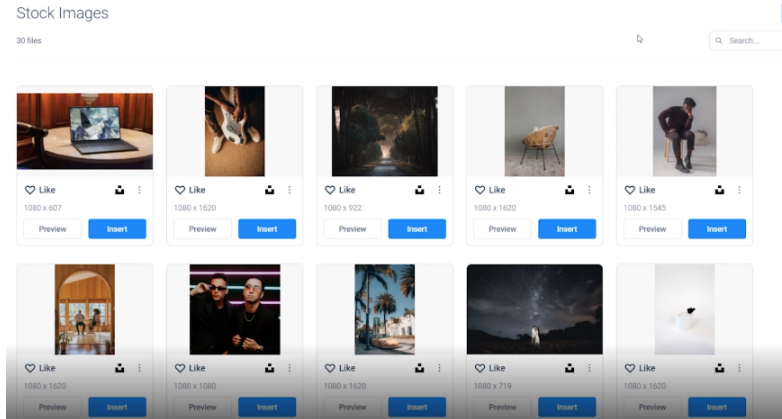


For licensing reasons, stock photos can only be resized or cropped. Other tools usually present in our image editor are not available for stock images. Only cropping & resizing images is supported with Unsplash images. As such, the integrated image editor in our platform will only display these two options when editing an Unsplash stock image.

Does Stock images cost extra with C9 Campaign?

Stock images will be a part of your C9 Campaign plan and will not cost you any extra. C9 Campaign has already been updated with this latest feature so you can find the stock image library in your account now!

Can I save images for later?



In the stock image library, you have the option to search for images and either insert them directly into your email or like them. By liking the image, you can save the image for later as it will appear in your likes images folder. To save images to use outside of your email marketing campaigns you will need to review the [Unsplash terms & conditions](#) to ensure you comply with any usage rules and restrictions that may apply.

Contact us

If you would like to find out more about stock images for C9 Campaign, please feel free to contact us: sales@cumulo9.com Mob: +64 9 377 8885 www.cumulo9.com